

Electric Butterfly Valves

PN16/235PSI/Class125

220V/380V, 360° Indicator, Auto Manual / Electric Switching
 Shell With Cemented Carbide Epoxy Coating, 90° Rotation, IP67
 Wafer Style, Flange Dimension EN1092-2, ANSI B16.1 Class 125

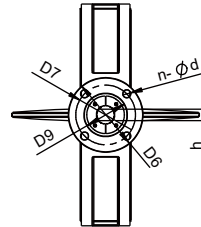


HB950-ET/ RM

14" - 24"


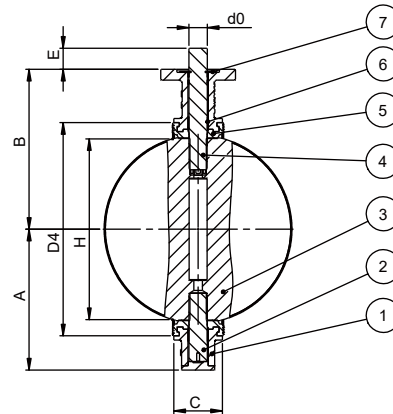
Sealing Performance	
EPDM	-20°C- 120°C
NBR	-10°C- 80°C
VITON	-20°C- 150°C

Hydraulic Pressure Test	
Body	2.4Mpa/24Bar
Seat	1.76Mpa/17.6Bar



Materials List

No	Part	Specification	BS EN	ASTM
1	Body	Ductile Iron	BSEN 1563	A536 65-45-12
2	Bottom Stem	Stainless Steel	BSEN 10088-1	A582 420
3	Disc	Ductile Iron	BSEN 1563	A536 65-45-12
		Stainless Steel	BS970 304S15	CF8
		Aluminum Bronze	1400AB2	B148 Ay 954
4	Upper Stem	Stainless Steel	BSEN 10088-1	A582 420
5	Seat	EPDM	EPDM	EPDM
		NBR	NBR	NBR
		VITON	VITON	VITON
6	Bushing	VITON	PTFE&Bronze	PTFE&Bronze
7	Retaining Cap	Steel	BSEN 10087	A307
8	Electric Actuators	Other		



* Figure number - ET for ON/OFF control, - RM for regulating control.
 Please specify when ordering.
 * For details concerning actuator dimensions and models, please refer to Pages 48-49.

Dimensions-Weights

mm	350	400	450	500	600	700	800
In	14	16	18	20	24	28	32
A	272	296	330	360	447	517	567
B	320	340	375	430	564	616	666
C	78	102	114	127	154	165	190
E	45	50	50	60	60	80	80
H	322.6	374.4	424.2	473.2	572.0	673.0	774.0
D4	404	450	500	555	660	775	875
d0	31.60	37.95	42.86	45.72	53.98	63.35	63.35
h	24	27	27	32	36	Key18*2	Key18*2
D6	125	175	175	175	210	300	300
D7	102	140	140	140	165	254	254
D9	70	100	100	100	130	130	130
n-φd	4-12	4-18	4-18	4-18	4-23	8-18	8-18
ISO5211	F10	F14	F14	F14	F16	F25	F25
Weight	Lbs	128	269	307	421	573	--
	Kg	58	122	139	191	260	--

Note: Steam services are not recommended.