


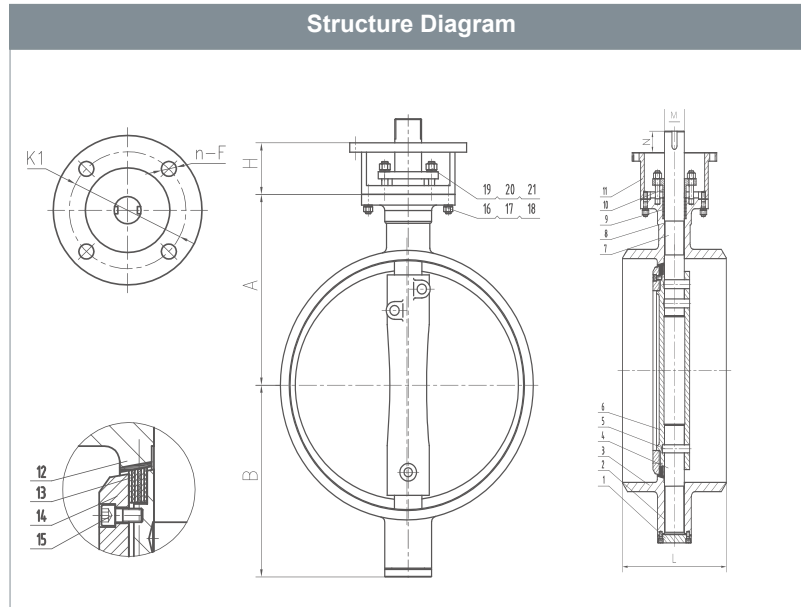
Triple Eccentric Butterfly Valves Metal Seal, Welded

300PSI / Class150
 Design to ASME B16.34/API609
 Dimensions to ASME B16.5/B16.1/EN1092
 Pressure Test to API598/ISO5208
 Temperature Range: -50°C ~ 650°C / -58°F ~ 1200°F



HP5303-1

Materials List		
1	Lower End Cap	ASTM A105
2	Lower Shaft Sleeve	ASTM A276 304
3	Body	ASTM A216 WCB ASTM A351 CF8/CF8M
4	Lower Stem	ASTM A276 431 ASTM A564 630-17-4PH
5	Cylindrical Pin	ASTM A182 F304
6	Disc	ASTM A216 WCB ASTM A351 CF8/CF8M
7	Upper Stem	ASTM A276 431 ASTM A564 630-17-4PH
8	Upper Shaft Sleeve	ASTM A276 304
9	Packing	Graphite
10	Packing Gland	ASTM A216 WCB
11	Support	Carbon Steel
12	Seat	SS316, Stellite, Inconel
13	Seal Ring	SS316 + Graphite
14	Press Plate	ASTM A105 ASTM A182 F316
15	Hexagon Socket Head Bolt	ASTM A193 B7
16	Support Bolt	ASTM A193 B7
17	Spring Washer	ASTM A29 1566
18	Nut	ASTM A194 2H
19	Gland Bolt	ASTM A193 B7
20	Spring Washer	ASTM A29 1566
21	Nut	ASTM A194 2H




* For other materials and special requirements, consult factory or local offices.

Dimensions(150LB)								
In	L	H	A	B	M	N	K1	n-F
3	180	65	150	95	16	35	70	4-10
4	190	65	156	102	20	35	70	4-10
5	200	65	178	117	22	35	70	4-10
6	210	65	190	134	26	45	102	4-12
8	230	90	220	170	32	55	125	4-14
10	250	90	258	207	36	60	125	4-14
12	270	90	290	230	38	65	140	4-18
14	290	120	330	270	46	70	140	4-18
16	310	120	378	340	52	80	165	4-22
18	330	120	390	355	58	90	200	8-18
20	350	120	410	370	68	100	254	8-18
24	390	150	480	430	76	120	298	8-22

* For EN and other standards dimensions, consult factory.

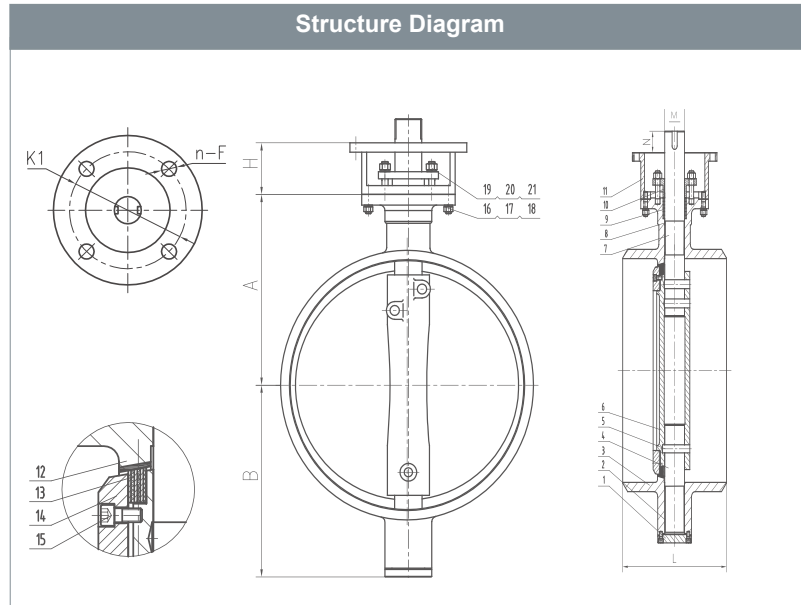
Triple Eccentric Butterfly Valves Metal Seal, Welded

300PSI / Class150
 Design to ASME B16.34/API609
 Dimensions to ASME B16.5/B16.1/EN1092
 Pressure Test to API598/ISO5208
 Temperature Range: -50°C ~ 650°C / -58°F ~ 1200°F



HP5303-1

Materials List		
1	Lower End Cap	ASTM A105
2	Lower Shaft Sleeve	ASTM A276 304
3	Body	ASTM A216 WCB ASTM A351 CF8/CF8M
4	Lower Stem	ASTM A276 431 ASTM A564 630-17-4PH
5	Cylindrical Pin	ASTM A182 F304
6	Disc	ASTM A216 WCB ASTM A351 CF8/CF8M
7	Upper Stem	ASTM A276 431 ASTM A564 630-17-4PH
8	Upper Shaft Sleeve	ASTM A276 304
9	Packing	Graphite
10	Packing Gland	ASTM A216 WCB
11	Support	Carbon Steel
12	Seat	SS316, Stellite, Inconel
13	Seal Ring	SS316 + Graphite
14	Press Plate	ASTM A105 ASTM A182 F316
15	Hexagon Socket Head Bolt	ASTM A193 B7
16	Support Bolt	ASTM A193 B7
17	Spring Washer	ASTM A29 1566
18	Nut	ASTM A194 2H
19	Gland Bolt	ASTM A193 B7
20	Spring Washer	ASTM A29 1566
21	Nut	ASTM A194 2H



* For other materials and special requirements, consult factory or local offices.

Dimensions(150LB)								
In	L	H	A	B	M	N	K1	n-F
2.8	430	150	530	490	82	130	356	8-33
3.2	470	150	615	555	96	140	356	8-33
3.6	510	170	675	595	106	150	356	8-33
4.0	550	170	940	690	116	160	406	8-39
4.8	630	200	1100	850	136	160	483	12-39
5.6	710	200	1180	900	156	170	483	12-39

* For EN and other standards dimensions, consult factory.